



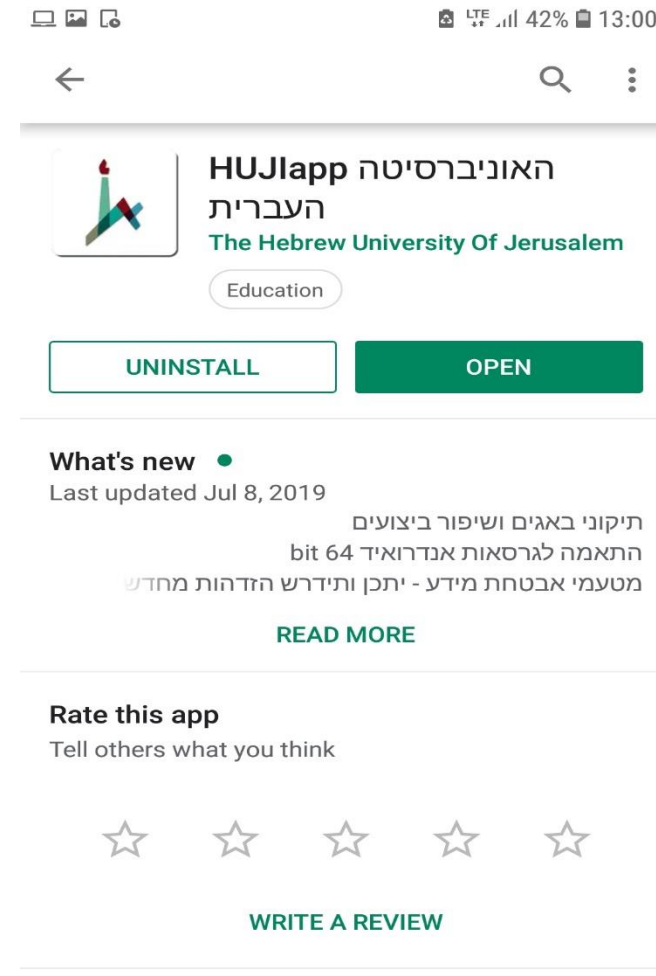
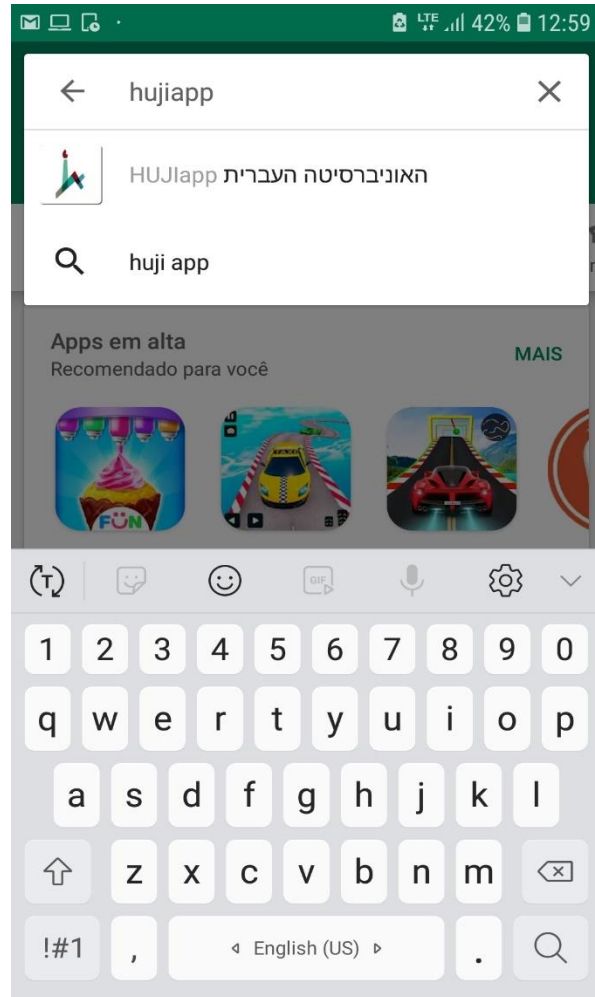
האוניברסיטה העברית בירושלים
THE HEBREW UNIVERSITY OF JERUSALEM

How to Pay Tuition via the HUJlapp

[International M.A. in Education](#)

Masters Blended Program specializing in Jewish Education
(Non-Thesis Program)

1. Download and install the HUJlapp at your phone.



2. Identify yourself with your University ID number and personal code.

THE HEBREW UNIVERSITY OF JERUSALEM
האוניברסיטה העברית בירושלים

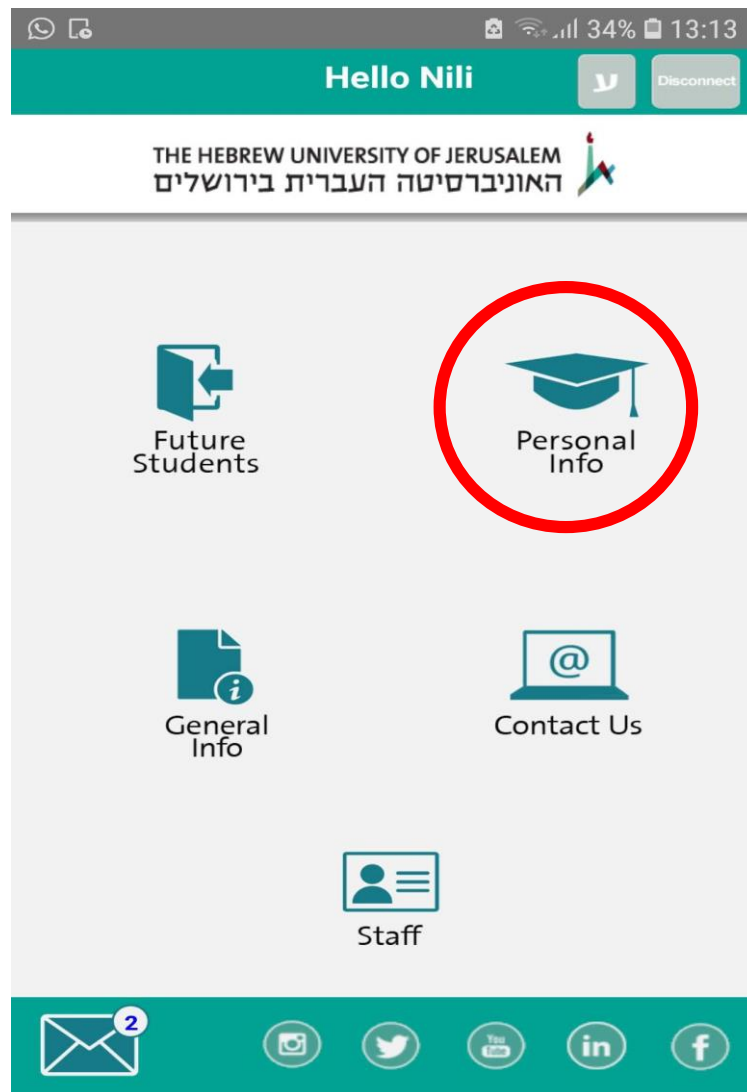
Entry requires an **ID number**
(8 digits) and **personal code**

ID num

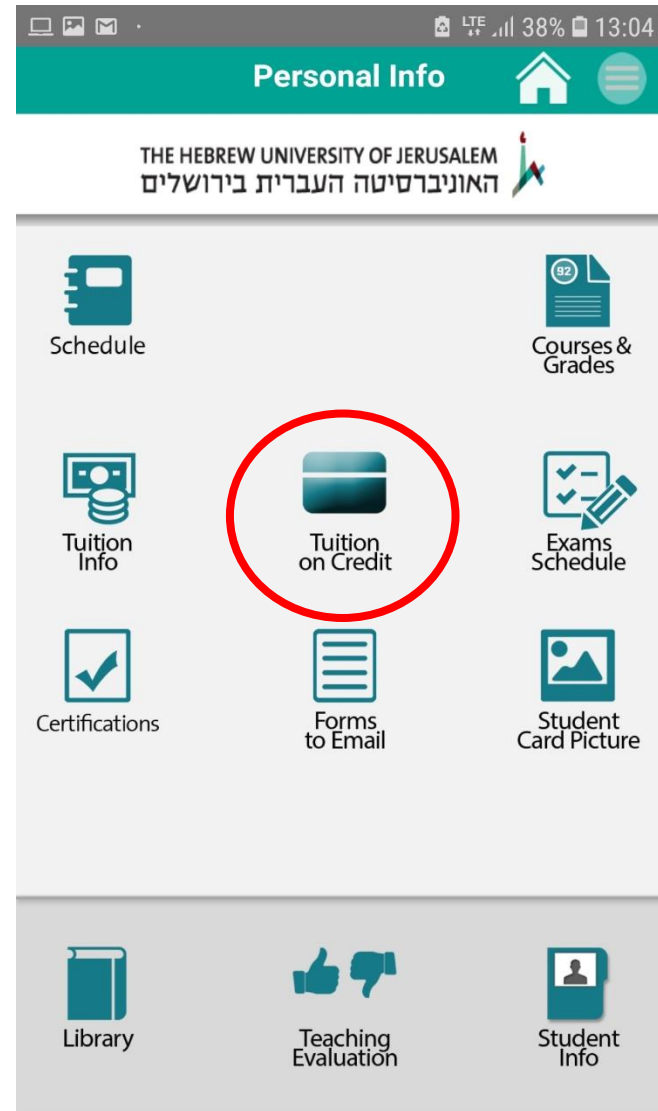
Personal code

Enter

3. Select “Personal Info” from the menu.



4. Choose “Tuition on Credit”.



5. Press “Next”.

Tuition on credit

THE HEBREW UNIVERSITY OF JERUSALEM
האוניברסיטה העברית בירושלים

The payment of the tuition confirms the student's commitment to tuition fees
The payment includes:

- Security fees that are mandatory,
- The National Student Organization fee, which is a compulsory payment(for Bachelor and Master's degree students only).
- Welfare allowance and the association dues, which are authorized payments

The procedure to cancel the above services is detailed on Tuition Unit's website. Payment No. 1

-You may pay up to 15.8 or 15.9 with the addition of linkage differentials. A discount of 2. 5% is given to those who are paying the full tuition, with a curriculum of 100% or more, up to 15.8 or 15.9 plus linkage differentials(not including fourth year accounting students and preparatory students). If tuition is not paid on time, you are susceptible to penalty fees, interest rates, and a block on your personal information. A first year student studying towards the Master's degree in the research track in empirical faculties who expects to receive a tuition scholarship is not required to pay payment no. 1 or full tuition. (the entitlement for receiving the scholarship is in the faculty responsibility).

Back **Next**

6. Select the preferred payment option and then press “Next”.

The screenshot shows a mobile application interface for selecting a payment option. At the top, there is a status bar with icons for signal, Wi-Fi, and battery (38%), and the time 13:05. Below the status bar is a teal header with the text "Tuition on credit" and a home icon. The main content area features the Hebrew University of Jerusalem logo and name in Hebrew and English. A red heading "Payment must be selected" is displayed. Two payment options are listed: "Installment No.1 - 2019" with a toggle switch turned on, and "Paying tuition in full - 2019" with a toggle switch turned off. Below the options, a note states "The processing fee is 1% of the total amount of the payment". At the bottom, there are two teal buttons: "Last" and "Next". The "Next" button is circled in red.

THE HEBREW UNIVERSITY OF JERUSALEM
האוניברסיטה העברית בירושלים

Payment must be selected

Installment No.1 - 2019
Amount: 4,393.00 Processing fee: 43.93

Paying tuition in full - 2019
Amount: 10,994.00 Processing fee: 109.94

The processing fee is 1% of the total amount of the payment

Last Next

7. Choose the preferred transaction and then select “Approve”.

Tuition on credit

THE HEBREW UNIVERSITY OF JERUSALEM
האוניברסיטה העברית בירושלים

Amount to pay: 4,393.00 NIS
Treatment fee: 43.93 NIS

Total: 4,436.93 NIS

Standard transaction (one payment)

Credit transaction in installments

I am aware that the transaction can not be canceled after collecting the payment at the bank. You can pay with one payment or 3-18 credit card payments. A credit transaction is charged at interest in accordance with the agreement with the credit card company. Clicking OK on this screen will direct you to make the payment. A few minutes after the transaction is approved, a copy of the transaction Confirmation will be sent to the email address you provided, and if you do not receive a Confirmation or rejection notice, please do not repeat the transaction and send a message via the referral system.

Last Approve

8. Final step: fill in the relevant information and make the payment by clicking “Process”.

The screenshot shows a mobile application interface for a payment process. At the top, the status bar indicates 37% battery and 13:06. The app header is green with the text "Tuition on credit" and a home icon. Below the header, the text "THE HEBREW UNIVERSITY OF JERUSALEM" and "האוניברסיטה העברית בירושלים" is displayed. A warning message states "Should be performed within 14:50 min" and "Please update ID. Of the cardholder". The "TRANZILA" logo is present, along with the text "PCI DSS המערכת עומדת בתקן אבטחה". The payment details include a "Total Amount" of "₪ 4436.93". The form fields are: "Card Number *" (empty), "Expiration *" (1 / 2019), "ID *" (empty), "Security Code:" (empty), and "Credit Payments" (3). A blue "Process" button is at the bottom. A "Last" button is visible at the very bottom of the screen.

Tuition on credit

THE HEBREW UNIVERSITY OF JERUSALEM
האוניברסיטה העברית בירושלים

Should be performed within 14:50 min

Please update ID. Of the cardholder

TRANZILA
PCI DSS המערכת עומדת בתקן אבטחה

Total Amount ₪ 4436.93

Card Number *

Expiration * 1 / 2019

ID *

Security Code:

Credit Payments 3

Process

Last

Good Luck!